

# McKenzie Headboard

Model #

## 1357GACa 1357CAFa

### McKenzie Full/Queen Headboard

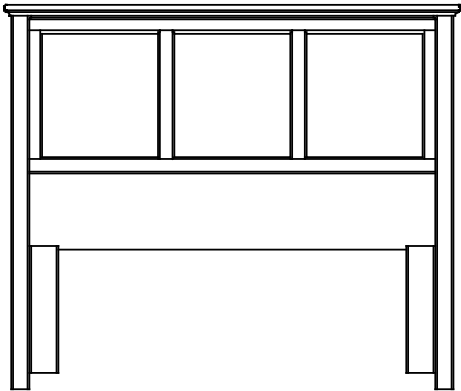
## 1358GACa 1358CAFa

### McKenzie King/Cal-King Headboard

**GAC = Glazed Antique Cherry finish**

**CAF = Caffè finish**

*Assembly Instructions*



*Thank you for allowing us to help you furnish your home. We are certain you will be delighted with your new furniture for many years to come.*

#### IMPORTANT NOTES:

- For normal household use only. *Not* recommended for commercial use.

#### **WARNING**

Drilling, sawing, sanding or machining wood products can expose you to wood dust, a substance known to the state of California to cause cancer. Avoid inhaling wood dust or use a dust mask or other safeguards for personal protection.

For more information go to: [www.p65warnings.ca.gov/wood](http://www.p65warnings.ca.gov/wood)

This product can expose you to chemicals, including formaldehyde, which are known to the State of California to cause cancer.

For more information go to: [www.p65warnings.ca.gov/furniture](http://www.p65warnings.ca.gov/furniture)

**DESIGN SUBJECT TO CHANGE WITHOUT NOTICE.**

#### **CUSTOMER SERVICE**

If you ever have questions about your furniture, please do not hesitate to contact us. In the unlikely event you need a replacement part; we can make those parts available through an authorized Whittier Wood Furniture dealer. If you cannot order replacement parts through your dealer, please contact our customer service department.

**Hours:** Our friendly customer service staff can be reached:

**Monday-Friday 8:00 a.m. to 5:00 p.m. (Pacific Time).**

You may leave a message 24 hours a day, seven days a week.

**Customer Service:** 800-653-3336 • **Outside the U.S.:** 541-687-0213

**Fax:** 541-687-2060 • **Email:** [info@whittierwood.com](mailto:info@whittierwood.com)

**Whittier  
Wood**  
  
**FURNITURE**

P.O. Box 2827  
Eugene, OR 97402 USA

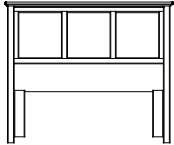



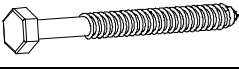
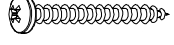
Production Code:

VN

08/17

**1357GACa 1357CAFa McKenzie Full/Queen Headboard  
1358GACa 1358CAFa McKenzie King/Cal-King Headboard**  
*Parts List*

Please identify the parts and check that quantities received match those on this list.  
If you need to replace a part, refer to the following letter and part name.

<b>Part</b>	<b>Description</b>	<b>Quantity</b>
Aa	Headboard Assembly 	1
E	18mm Flat Washer 	6
I	#14 x 1-1/4" Pan Head Screw 	6
J	1/4" Flat Washer (inserted) 	6
K	5/16" x 3" Lag Bolt (inserted) 	6
L	#8 x 1-1/4" Pan Head Screw (inserted) 	4

*1357 shown in the illustrations.*

## Assembly Instructions

**Tools Required: Drill, 1/8" bit, Phillips screwdriver.**

### IF YOU ARE USING A HOLLYWOOD BED FRAME:

1. Adjust the Hollywood frame to fit your mattress and box spring.
2. Place the Headboard (Aa) against the end brackets of the frame and mark the locations for the screws. Drill pilot holes approximately 1-1/4" deep. (To make sure you don't drill deeper, measure 1-1/4" up from the end of the drill bit and wrap a piece of tape around the bit. Stop drilling when the edge of the tape meets the wood.)
3. Position the Headboard (Aa) against the frame and attach using six #14 x 1-1/4" Pan Head Screws (I) and 18mm Flat Washers (E).